

Some may say that color is one of the most personalized and important choices when it comes to configuring a wheelchair. Invacare's wide array of fresh colors allow consumers to customize their wheelchair to suit their individual taste and style. From neutral to eye catching, there are plenty of color options to help complement one's unique personality.

Due to the effects of heat, light and application process, slight color variations may occur on certain finishes. Specifications and color selection availability are subject to change without notification.



104P Electric Teal




62P Electric Blue



125P Emerald Green



121P Lolly Pop Blue



127P Grasshopper Green



122P Cosmic Blue



30P Sunny Yellow



61P Electric Red




119P Bubblegum Pink



120P Grape Madness



115P Black Prism




24P Wet Black



105P Midnight Blue



60P Silver Metallic



71P Silver Vein